



Aliya's Secret


Discussion and Activity Guide by Farida Zaman

About the Book

Ramadan is coming, and as Abba and Ammi prepare for their month-long fast, Aliya hugs a secret to her chest: she's going to fast too! Ammi says she's still too young to fast, but Aliya is determined. At school, she refuses her snack, her lunch—even the cupcakes Sanjay's mom drops off for his birthday. But when she gets home, she can't resist Ammi's sweet, syrupy baklava. Before Aliya can stop herself, she reaches out and takes a big bite.

Aliya is disappointed in herself, but Ammi explains that there are many other ways to celebrate Ramadan besides fasting, like performing acts of kindness! Together, Aliya and her parents spend the month preparing and delivering meals to people in need.

This joyful look at Ramadan is based on the author's own childhood experiences and is rich with facts and details about the holiday. Readers familiar and unfamiliar with the holiest month in the Islamic calendar will get swept up in the festivities, and perhaps be inspired to share a meal with their community.



ISBN 978-1-77147-564-8
Written and illustrated by
Farida Zaman

Before Reading

- Based on the cover, what do you think this story is about?
- Does the moon or the star remind you of any holiday that you celebrate?
- Have you ever heard of Ramadan? What kind of holiday do you think it is?

After Reading

- What did you learn from the story?
- Do you think Aliya was good at keeping a secret? Have you ever had to keep a secret? What did you do?
- In the beginning of the story, Aliya sees the crescent moon in the sky and knows that this means the full moon is almost here. This marks the beginning of Ramadan. What are some things you look for to let you know that your favorite holiday is almost here?

READING LEVELS

Grade: 2

Fountas & Pinnell: M

Lexile® Measure: AD790L

Common Core: RL.2, W.2, SL.2, L.2

CURRICULUM LINKS

Language Arts: Reading Comprehension
Character Education: Responsibility;
Cooperation; Positive Communication
Social-Emotional Learning: Self-Awareness;
Self-Management; Responsible Decision
Making; Social Awareness; Relationship Skills



After Reading (cont'd)

- One of the ways Aliya and her family celebrate Ramadan is by helping others. What are some ways you could help those who need it?
- What are some ways you celebrate your favorite holidays?
- In the book, Aliya's family prepares a lot of food and snacks for Ramadan. What are your favorite holiday treats and why?
- Looking at the illustrations, what do you think made the classroom look festive? What are some ways you like to decorate for holidays?
- Do you like the colors the illustrator chose? Why or why not?
- How did this story make you feel?

Activity


Make your own moon and star Ramadan garland!

What you need:

- White card stock paper
- Scissors
- Poster paint or marker
- Glitter
- Glue stick
- Paint brush (only if using poster paints)
- Small container filled with water (only if using poster paints)
- String
- Tape



Directions:

1. Trace the moon and star from the template provided - 10 each (depending on the length of the garland you want to make).
2. Cut them out using scissors. As an adult to help you with this.
3. Color the shapes with markers or use poster paint.
4. Apply glue to the surfaces and add glitter on top to give them that extra sparkle!
5. Measure and cut the string for the length of the space you want your Moon and Star Garland to cover.
6. Use the tape to attach the moons and stars to your string and hang up!




Make your own moon and star Ramadan garland!

Cut out the star and moon template on this page and trace 10 of each on a sheet of paper.



RAMADAN MUBARAK



HAPPY RAMADAN



RAMADAN MUBARAK

