

Classroom Activity Guide

Extension Activity—Visual Arts

Make Your Own Monster Mask

The Mango Monster

by Derek Mascarenhas, illustrated by Meneka Repka


A fun and imaginative picture book mystery

Someone is stealing from the family's mango tree! Could it be a mango monster?



ISBN: 9781771475693

Ages 4 to 7; Grade: 2+



CURRICULUM CONNECTIONS

Text Forms: Mystery; Realistic Fiction

Character Education: Caring; Cooperation;

Empathy; Initiative; Teamwork; Sharing

Visual Arts: Visual Literacy



READING LEVELS

Fountas & Pinnell: G

Lexile® Measure: AD530L

Common Core: RL.2, W.2, SL.2, L.2



The Mango Monster by Derek Mascarenhas, illustrated by Meneka Repka © 2024 Owlkids Books Inc.

www.owlkidsbooks.com | Made possible with the support of Ontario Creates

MONSTER MASKS

YOU WILL NEED:

OPTIONAL SNACKS



A paper bag

Glue

Pencil

Construction paper


Scissors

TIP!

Pick a paper bag that will fit over your head

DIRECTIONS:


1. Cut a square in the paper bag for your face. Cut a “U” shape on the side for your arms, if you wish.




2. Design and cut out mouths, eyes, and ears for your monster. Be creative!



3. Glue all the parts to the bag.




4. Try on your mask!



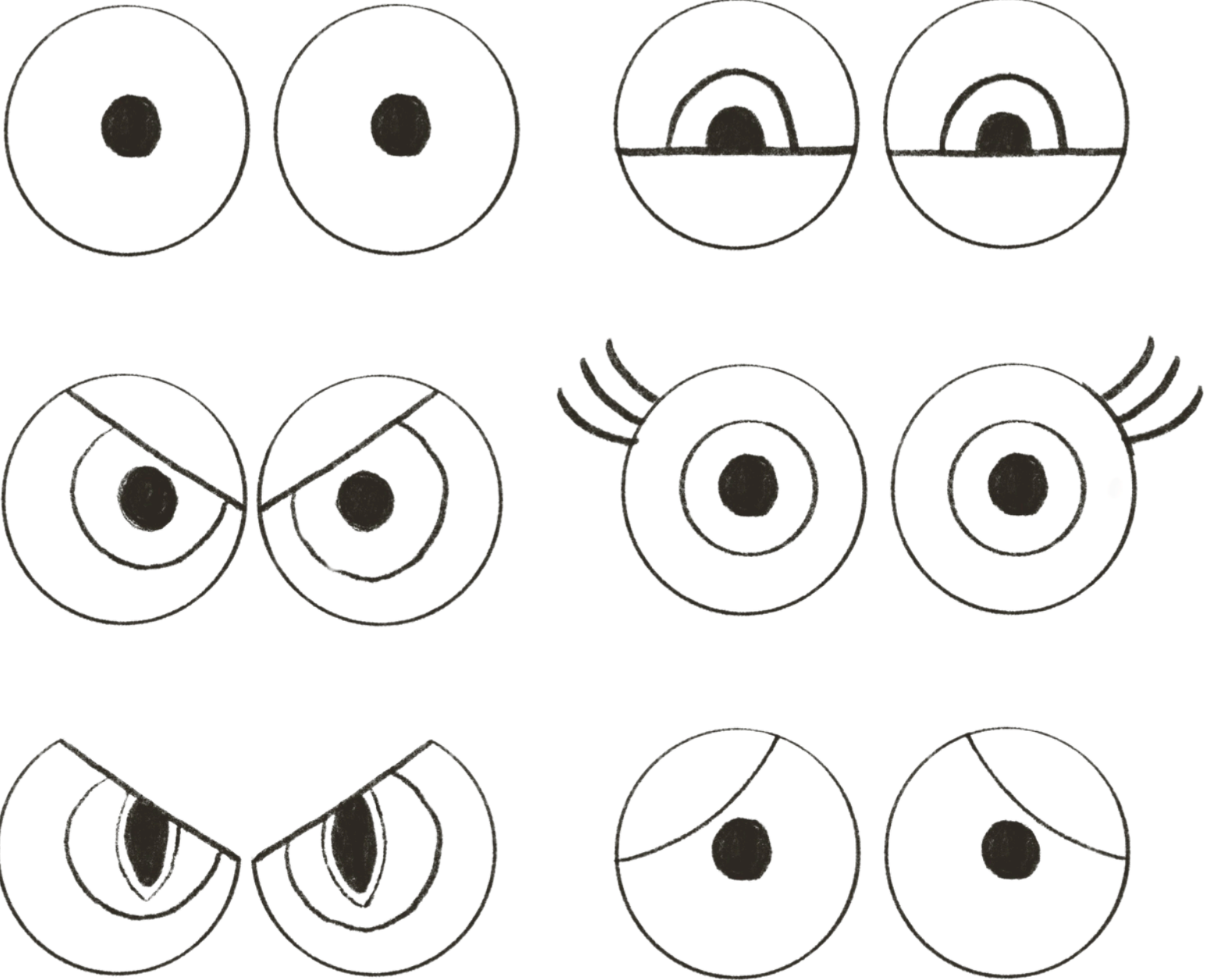
MOUTHS

There are many ways to draw a mouth. Use these examples as inspiration to draw your own.



EYES

There are many ways to draw eyes. Use these examples as inspiration to draw your own.



EARS

There are many ways to draw ears. Use these examples as inspiration to draw your own.

